LIGHT AND SHADOW

INNOVATIONS AND INSPIRATIONS
FALL/WINTER 2018/19

SWAROVSKI

GROWING CRYSTAL

DESIGNED BY IRIS VAN HERPEN

The latest Designer Edition Crystals, which were envisioned by couturier Iris van Herpen, feature up to 500 hand-embedded cones to maximize light refraction. The first, entitled "Growing Crystal Rectangle," resembles the cross section of a druse crystal in both brilliance and complexity. Like a living crystal becoming, the structure seems to grow inward to fill the cavity at the pendant's core. Van Herpen's second compelling design, "Growing Crystal Rhombus Pendant," recalls the naturally occurring fractured surfaces of crystal geometry.

In each instance, van Herpen highlighted the metamorphosis of crystalline geography under the influence of time: "For beauty yet becoming."

Check colors and sizes on pages 61 – 62.

LINE EXTENSION

SHIMMER EFFECT

Shimmer is elegance and vibrancy to the max. Inspired by Swarovski's famous Aurora Borealis collection, the crystal's special light-refracting properties cast multiple shades of a single color for eye-catching combinations that truly dazzle.

Check colors and sizes on pages 58 – 59.

NEW FLAT BACKS & SEW-ON STONES

JEWEL CUT

In creating bespoke crystal, Swarovski is ever cognizant of the need to provide designers with cutting-edge application methods. Jewel-Cut Flat Backs lend the glamour of classic-cut gemstones to decorative embellishments, enabling on-trend antique brocade effects and lavish design possibilities for textiles and rich fabrics.

Alternatively, make use of Trilliant Sew-on Stones inspired by classic gemstone luxury to lend opulence and brilliance to statement-making designs. Three sizes, three holes and an extensive jewel-like pallet in addition to a lightweight, flat silhouette make for an incredibly versatile design. It's the ideal application method for enriching elegant embroideries.

Check colors and sizes on pages 88/89, 92/93 and 96.

NEW COLOR

SCARLET

Swarovski presents Scarlet, its latest red-letter color choice for truly stylish occasions. Now available throughout the product range and in myriad size and shape options for enhanced design possibilities, this is opulence embodied. Best of all, this elegant shade is environmentally responsible, containing no cadmium.*

Check colors and sizes on page 57.

*<40 ppm.

PRODUCT OVERVIEW

NEW CRYSTAL ELEMENTS

Designer Editions: Pendants

6925 Growing Crystal Rectangle Pendant
26, 36 mm

6926 Growing Crystal Rhombus Pendant
26, 36 mm

Fancy Stones & Settings

4707 Slim Trilliant Fancy Stone
7.8x4.9, 13.6x8.6, 18.7x11.8, 24x15.2 mm

4707/S
7.8x4.9, 13.6x8.6, 18.7x11.8, 24x15.2 mm

4754 Starbloom Fancy Stone
8x8, 13x13.5, 18x18.5 mm

4754/S
8x8, 13x13.5, 18x18.5 mm

4775 Eye Fancy Stone
10.5x18 mm

4775/S
10.5x18 mm

4775/C
10.5x18 mm

Crystal Pearls

58M001 Metal Bow
8, 10 mm

Flat Backs No Hotfix

2088/I Rimmed Xirius Rose
SS 16, 20, 34

2201 Marquise Flat Back
8x3.5, 14x6 mm

2303 Pear Flat Back
8x5, 14x9 mm

2602 Emerald Cut Flat Back
8x5.5, 14x10 mm

2300/I Rimmed Drop Flat Back
8x4.8 mm

2303 Pear Flat Back
8x5, 14x9 mm

2602 Emerald Cut Flat Back
8x5.5, 14x10 mm

2711/I Rimmed Triangle Flat Back
6 mm

Flat Backs Hotfix

2200/I Rimmed Navette Flat Back
8x4 mm

2201 Marquise Flat Back
8x3.5, 14x6 mm

Sew-on Articles

3272 Trilliant Sew-on Stone
16, 20, 28 mm

NEW FORWARD-INTEGRATED ELEMENTS

Metal Trimmings 3D Studs

54 001 3D Stud 4 mm
SS 16

54 002 3D Stud 6 mm
SS 16

54 003 3D Stud 8 mm
SS 16

NEW APPLICATION TOOLS

Tools for 3D Studs

9060/040 Upper die for Back Part 54 004
9060/041 Insert for 54 001
9060/042 Insert for 54 002
9060/043 Insert for 54 003
9060/044 Lower die for 54 001, 54 002, 54 003
9060/045 Linear grid for 3D Studs

LINE EXTENSIONS

New Colors for Crystal Fine Rocks and Crystal Rocks

Crystal Shimmer (001 971)
Light Siam Shimmer (227 971)
Tangerine Shimmer (259 971)

New Colors for Crystal Ultrafine Rocks

Crystal Chrome (001 CHRM)
Crystal Paradise Shine (001 PARSH)
Crystal Shimmer (001 971)
Jet Nut (280 NUT)
Light Siam Shimmer (227 971)
Tangerine Shimmer (259 971)
White Alabaster (281)

NEW COLOR

An antidote to our increasingly uncertain future, Scarlet symbolizes passion and excitement, offering a decadent, elegant edge to sensuous designs, and reminding us that we should celebrate life in all its beauty.

Combined with the subtle shine of Crystal Velvet Brown Pearl, designs are given elegance and a sophisticated allure.

Scarlet (276)

Round Stones

1028
PP 9, 10, 11, 13

1088
PP 14, 18, 21, 24, 31, 32
SS 19, 24, 29, 34, 39, 45

1122
SS 29, 39, 47
12, 14, 18 mm

Fancy Stones & Settings

4120
6x4, 8x6, 14x10, 18x13, 25x18 mm

4228
4x2, 5x2.5, 6x3, 8x4, 10x5, 15x7 mm

4320
6x4, 8x6, 10x7, 14x10, 18x13 mm

4328
6x3.6, 8x4.8, 10x6, 13x7.8 mm

4428
2, 3, 4, 6, 8 mm

4470
10, 12 mm

4706
7, 12, 17 mm

4707
7.8x4.9, 13.6x8.6, 18.7x11.8 mm

Beads

5000
3, 4, 6, 8, 10 mm

5040
4, 6 mm

5328
3, 4, 5, 6, 8 mm

Pendants

6000
11x5.5 mm

6010
11x5.5, 13x6.5 mm

Flat Backs No Hotfix

2058
SS 5, 7, 9

2088
SS 12, 16, 20, 30, 34

2201
8x3.5, 14x6 mm

2303
8x5, 14x9 mm

2602
8x5.5, 14x10 mm

Flat Backs Hotfix

2038
SS 6, 8, 10

2078
SS 12, 16, 20, 34

2201
8x3.5, 14x6 mm

2303
8x5, 14x9 mm

2602
8x5.5, 14x10 mm

Sew-on Articles

3272
16, 20, 28 mm

Transfers

2038
SS 6, 8, 10

2078
SS 12, 16, 20, 34

2201
8x3.5, 14x6 mm

2303
8x5, 14x9 mm

2602
8x5.5, 14x10 mm

Metal Trimmings

55 000, 55 001
SS 20

55 300, 55 301
SS 16

55 500, 55 501
SS 12

53 001, 53 003, 53 005, 53 006, 53 008
SS 29, 34, 39; PP 24

53 301, 53 302, 53 303, 53 304
SS 10, 16, 20, 34

53 100, 53 102, 53 103
SS 12, 16, 30

54 001, 54 002, 54 003
SS 16

Crystal Mesh

40 000, 40 001
PP 21

40 600, 40 601
PP 9

Cupchains

27 004
PP 11, 14, 18, 24

NEW SHIMMER EFFECT

The new Shimmer effect speaks to our increasing desire for heightened sensory experiences by merging futuristic shimmer with bold crystal colors in nature-tech, boundary-transgressing hues.

Having launched the new Shimmer effect as part of our Spring/ Summer 2018 Flat Back assortment, we are now making it available in further product groups.

Black Diamond Shimmer (215 971)

Erinite Shimmer (360 971)

Light Colorado Topaz Shimmer (246 971)

Light Sapphire Shimmer (211 971)

Light Siam Shimmer (227 971)

Light Topaz Shimmer (226 971) NEW

Round Stones

1028
PP 9, 10, 11, 13

1088
PP 14, 18, 21, 24
SS 24, 29, 39

Pendants

6106
16, 22 mm

6228
10.3x10, 14.4x14, 18x17.5 mm

Transfers

2038
SS 6, 10

2078
SS 16, 20, 34

Crystal Mesh

40 000, 40 001
PP 21

40 600, 40 601
PP 9

Fancy Stones & Settings

4228
8x4, 10x5, 15x7 mm

4470
10, 12 mm

Flat Backs No Hotfix

2058
SS 5, 9

2088
SS 12, 16, 20, 30

Metal Trimmings

55 000, 55 001
SS 20

55 300, 55 301
SS 16

55 500, 55 501
SS 12

53 001, 53 003, 53 006, 53 008
SS 29, 39; PP 24

53 301, 53 302, 53 303, 53 304
SS 10, 16, 20, 34

53 100, 53 102, 53 103
SS 12, 16, 30

Cupchains

27 004
PP 11, 14, 18, 24

Beads

5000
4, 6, 8 mm

5328
3, 4, 5, 6 mm

Flat Backs Hotfix

2038
SS 6, 10

2078
SS 16, 20, 34

Sew-on Articles

3230
12x7, 18x10.5, 28x17 mm

All available shimmer effects

Black Diamond Shimmer (215 971)

Blue Zircon Shimmer (229 971)

Citrine Shimmer (249 971)

Cobalt Shimmer (369 971)

Crystal Shimmer (001 971)

Erinite Shimmer (360 971)

Fuchsia Shimmer (502 971)

Hyacinth Shimmer (236 971)

Light Colorado Topaz Shimmer (246 971)

Light Sapphire Shimmer (211 971)

Light Siam Shimmer (227 971)

Light Topaz Shimmer (226 971) NEW

Peridot Shimmer (214 971)

Siam Shimmer (208 971)

Silk Shimmer (391 971)

Tangerine Shimmer (259 971)

Topaz Shimmer (203 971)

NEW CRYSTAL PEARL COLOR

With its vintage antique luxury feel, Crystal Velvet Brown Pearl creates a decadent, elegant edge, reminding us to celebrate the finer things in life. Combined with the passion and radiance of the new Scarlet, designs are given added elegance and a sophisticated allure.

Crystal Velvet
Brown Pearl
(001 951)

Crystal Pearls

5810
3, 4, 5, 6, 8, 10, 12 mm

5818
6, 8, 10 mm

5817
6, 8 mm

5860
10, 12 mm

NEW CRYSTAL PEARL METAL PART

Crystal Pearls

58M001
8, 10 mm

DESIGNER EDITIONS

GROWING CRYSTAL DESIGNED BY IRIS VAN HERPEN & 3D STUDS INSPIRED BY IRIS VAN HERPEN

Iris van Herpen's boldly envisions the future of fashion. For Swarovski's Designer Edition Series, van Herpen imagined two pendants inspired by the creative power of nature. The first, 'Growing Crystal Rhombus,' pays homage to the fractured and fissured elegance of crystals shaped by tectonic forces. The second, 'Growing Crystal Rectangle,' resembles the cross section of a druse crystal in both brilliance and complexity. In each instance, van Herpen highlighted the metamorphosis of crystalline forms under the influence of time: "For beauty yet becoming."

In addition to the pendants she imagined for the Designer Series, the collaboration with van Herpen also triggered Swarovski to create special 3D Studs, which make it simple to achieve eye-catching relief. Available in three heights, three different plating options, two different cuts, and twenty color and effect options, they are ideal for adding texture and relief to garments for added design freedom.

6925 Growing Crystal Rectangle Pendant NEW!

Size 26 mm*

6925 Growing Crystal Rectangle Pendant NEW!

Size 36 mm*

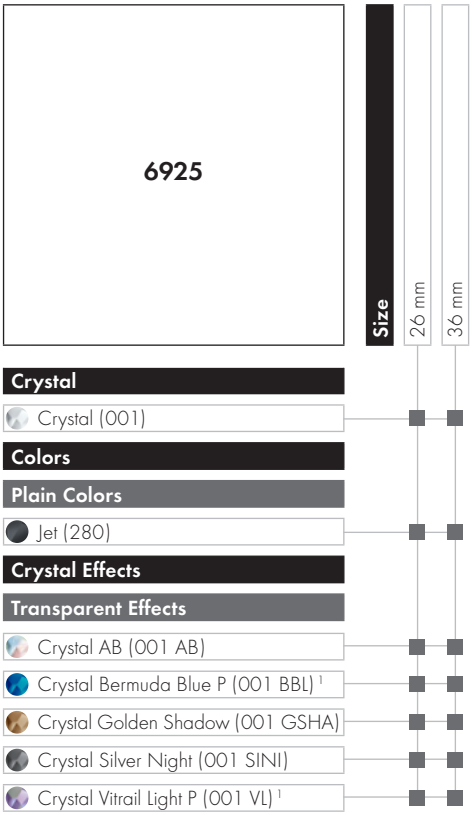

*Art. 6925 in size 26 mm and 36 mm "with cavity" (decorative only)

[1] For details about the protective coating, please refer to the chapter 'Basic Information' in Crystal Collection 2016.

6926 Growing Crystal Rhombus Pendant NEW!

Size 26 mm*

6926 Growing Crystal Rhombus Pendant NEW!

Size 36 mm**

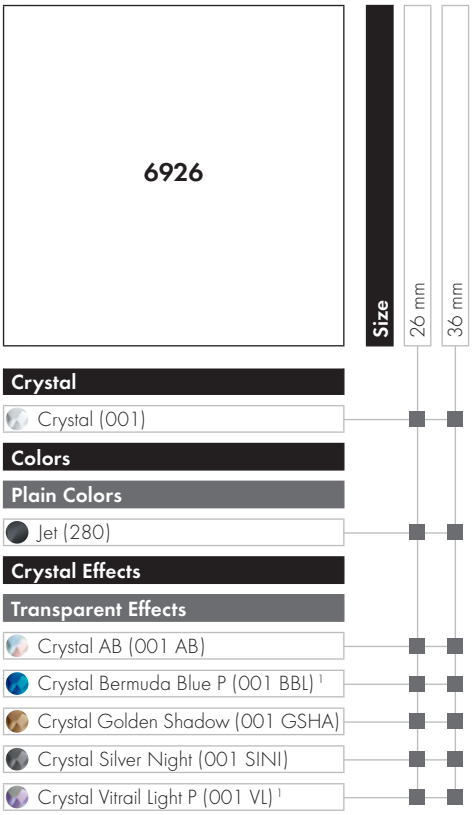

* Art. 6926 in size 26 mm "with cavity" (decorative only)

** Art. 6926 in size 36 mm "with decorative clearance hole"

[1] For details about the protective coating, please refer to the chapter 'Basic Information' in Crystal Collection 2016.

INSPIRED BY IRIS VAN HERPEN

3D Studs

Arcticle Explanation
The 3D Studs are available in stone size SS16 and in two different stone types: Crystal or Cabochon. Choose from both stone types and combine them with your desired color of metal casing.

54 001 3D Studs 4 mm NEW!

SS	SS 16	
M	1000 PCS	**250%**

54 001	SS	M	100%
Article number	Stone size	Minimum order quantity in pieces (PCS)	% of actual size

Ordering Example & Product Variety Explanation

54 001	082	001	(C)	GSHA
Article number	Color of casing 081 Gold 082 Silver 086 Gun Metal	Color of crystals Please see the respective product matrix for all available reference codes.	Cabochon (C) after color code marks a Cabochon 2080/4 inside the stud.	Effect

Please note that the Back Parts for 3D Studs must be ordered separately. Please see the Back Parts (article number 54 004) on page 66.

Photography: Robert Striegl

Designed by Heaven Tanudiredja, adorned with crystals from Swarovski® -
using the 3D Studs inspired by Iris van Herpen.

Photography: Robert Striegl

Designed by Heaven Tanudiredja, adorned with crystals from Swarovski® -
using the 3D Studs inspired by Iris van Herpen.

3D Studs

54 001 3D Studs 4 mm NEW!

SS SS 16
M 1000 PCS **250%**

54 002 3D Studs 6 mm NEW!

SS SS 16
M 1000 PCS **250%**

54 003 3D Studs 8 mm NEW!

SS SS 16
M 500 PCS **250%**

54 004* 3D Studs Back Part NEW!



M 500 PCS **250%**

54 001
54 002
54 003

Color of Casing	081 Gold	082 Silver	086 Gun Metal
COLOR OF CRYSTALS			
Crystal			
Crystal F (001)	■	■	■
Colors			
Plain Colors			
Black Diamond F (215)	■	■	■
Denim Blue F (266)	■	■	■
Jet F (280)	■	■	■
Light Colorado Topaz F (246)	■	■	■
Light Rose F (223)	■	■	■
Scarlet F (276) NEW!	■	■	■
Silk F (391)	■	■	■
Crystal Effects			
Transparent Effects			
Crystal AB F (001 AB)	■	■	■
Crystal Golden Shadow F (001 GSHA)	■	■	■
Crystal Silver Shade F (001 SSHA)	■	■	■
Metallic Effects			
Crystal Light Chrome F (001 LTCH)	■	■	■
Crystal Scarabaeus Green*** F (001 SCGR)	■	■	■
Color Effects			
Metallic Effects			
Jet Hematite (280 HEM)	■	■	■
COLOR OF CABOCHONS			
Colors			
Plain Colors			
Jet (280 (C))	■	■	■
Crystal Pearl Colors			
Crystal Creampearl (001(C) 291)	■	■	■
Crystal White Pearl (001(C) 650)	■	■	■
Crystal Effects			
Transparent Effects			
Crystal Golden Shadow (001(C) GSHA)	■	■	■
Crystal Nacre (001(C) 191)	■	■	■
Crystal Color Effects			
Metallic Effects			
Jet Hematite (280(C) HEM)	■	■	■

* Please note that the Back Parts for 3D Studs must be ordered separately.

*** designed by Jean Paul Gaultier

Application Advice

The 3D Studs offer many new design possibilities and can be applied to different materials using either a fly press or a 3D Stud mold. Application tests on your carrier material of choice—especially stretchable fabrics—are recommended.
Before applying 3D Studs to any leather or fabric, testing the metal compatibility—especially silver—with the corresponding carrier material is recommended.

Please consider the materials thickness before starting the application:

3D Studs

Art.	Length of shank	Material thickness*
54 001	4 mm	0.7 - 1.5 mm
54 002	6 mm	0.7 - 1.5 mm
54 003	8 mm	0.7 - 1.5 mm

*This can vary according to the roughness and production of the carrier material.

Tools for Fly Press

The following tools are used for the application with fly press (art. 9040/019) and have the specifications as below:

- Upper die: M6 screw thread
- Lower die: 12.15 mm +0.03/-0.10

For fly presses provided by other suppliers, please confirm the thread sizes before ordering the tools.

Please consider that the inserts to be used depend on the shaft size, and therefore vary for all three types of 3D Studs.

Required Application Tools

Upper Die	Insert	Insert	Insert	Lower Die	Linear Grid*	Changing Pin
Art. 9060/040	Art. 9060/041	Art. 9060/042	Art. 9060/043	Art. 9060/044	Art. 9060/045	Art. 9060/015

54 001



54 002

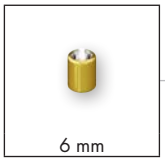

54 003

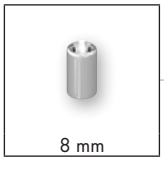



* Optional tool for the even/linear application of more than one 3D Stud.

Application with Fly Press

First, position the upper and lower die in the press. Make sure to choose the corresponding insert for the 3D Stud to be applied, and position it in the lower die with the cavity pointing upwards:

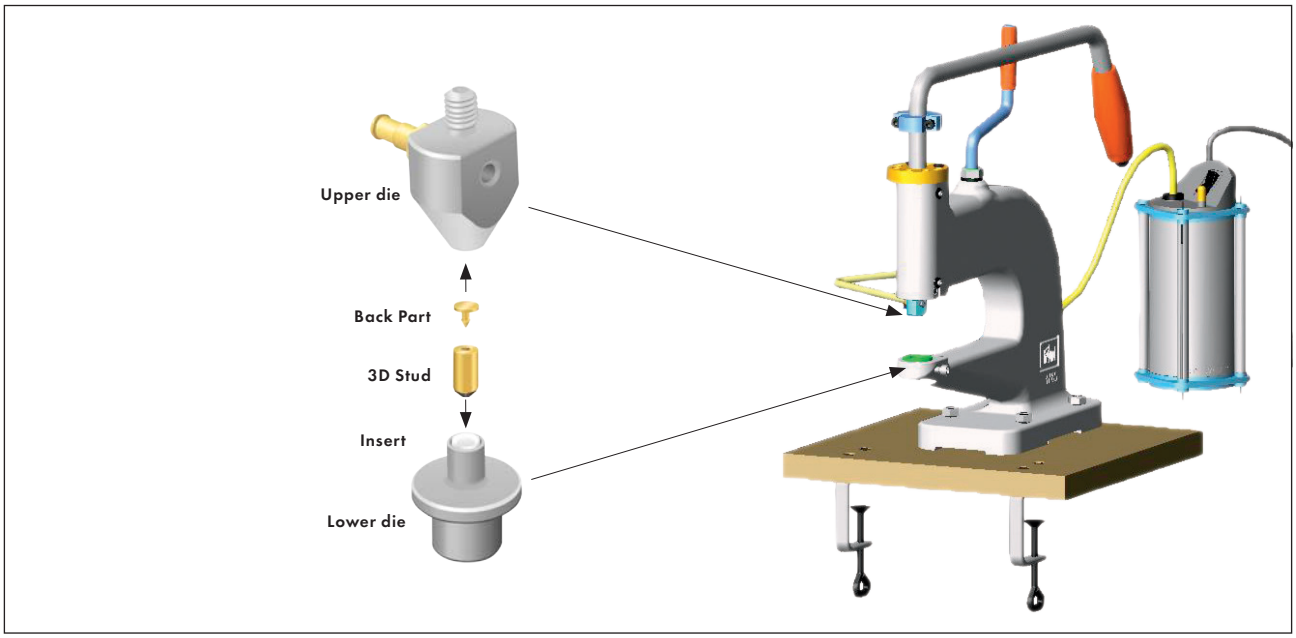

When the upper and lower die (with insert) are positioned in the fly press, follow the application steps:

1

Place the 3D Stud in the lower die, with the crystal side pointing downwards.



2

Attach the vacuum pump to the upper die and turn the vacuum pump on. The Back Part can now easily be positioned into the upper die with the arrow pointing downwards.

3

Position the carrier material with the right side pointing downwards. Apply the 3D Stud by carefully closing the handle of the fly press.

Changing the Plastic Insert:



1

When a 3D Stud of another size is being applied, the corresponding plastic insert has to be changed first.

2

Take the lower die out of the fly press and press the changing pin through the small hole at the rear side of the lower die to uncase the plastic insert.

3

Choose the matching insert for applying a 3D Stud of another size and push it into the lower die. Make sure the cavity of the insert is located at the upper side of the tool.

Even Positioning of 3D Studs with Fly Press:

To facilitate the even positioning of 3D Studs, the linear grid tool can be used. By enclosing already applied 3D Studs it makes it possible to apply further 3D Studs very close to the existing ones.

It has to be positioned on top of the lower die as shown in the following illustration:

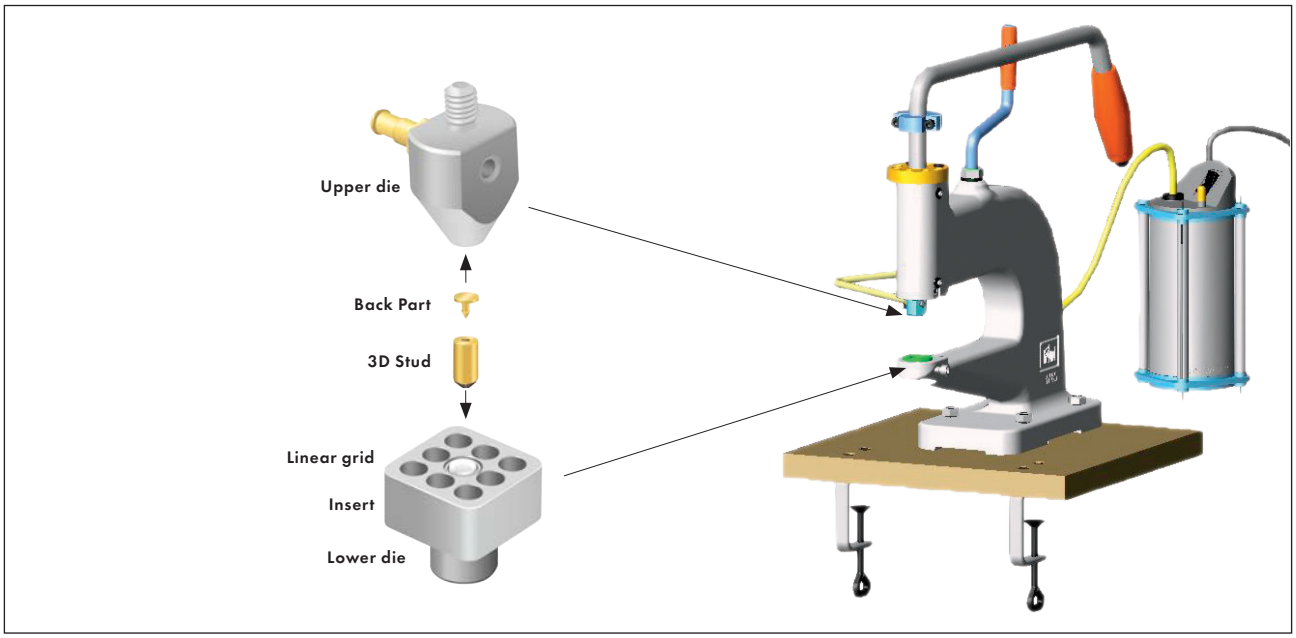

When the upper and lower die (with insert) are positioned in the fly press, follow the application steps:

1

Set a 3D Stud (crystal pointing downwards) in the lower die with insert.



2

Lay the linear grid with the flat side pointing downwards on top of the carrier material with at least one applied 3D Stud. Make sure the applied 3D Studs sit in the grid's cavities, leaving the big cavity in the middle empty.

3

Turn the fabric with linear grid around and put all parts into the fly press on top of the lower die. Activate the vacuum pump and fit the Back Part into the upper die. Apply the 3D Stud by closing the handle of the fly press.

Application with 3D Stud Mold

When a bigger quantity of 3D Studs that are one size or different sizes are applied at once, the use of a mold with cutting press is recommended. Please acquire the mold and suitable tools directly from the supplier Gruppo Meccaniche Luciani (www.gruppomeccanicheluciani.com). Detailed information can be requested from the supplier.

When applying more than 100 3D Studs, the 3D Stud mold application is up to four times faster compared to the application with fly press.

1

Before starting production with a new motif, the vacuum suction has to be installed in the mold. Open the cover's plates by unscrewing the screws with a drill.



2

Place the mask for the vacuum suction channels between the two cover plates.

3

Screw the plates together.

4

The mold is now ready to be equipped with the PVC masks. First open the mold.



5

Remove the middle metal plate and put the first PVC mask onto the lower part of the mold.



6

Insert the first pins into the mask's cavities (colored part upwards) as height compensation for the corresponding 3D Studs. Use one mask and pin color for each 3D Stud size and repeat the setting step for all masks.



7

When all pins are set, remove the masks and use the plastic pen to press down every single pin.



8

Apply the masks again and set the 3D Studs with crystals pointing downwards. With the help of the pins, they stay evenly in the cavities.



9

Put the middle metal plate back into the mold.



10

Place the first mask for the Back Parts on the middle plate.



11

Depending on the motif, put a frame mask for the Back Parts onto the first mask.

12

Place the black frame on the masks. The frame makes sure no Back Parts get lost.

13

Empty the Back Parts into the black frame. Use the sponge to wipe them into the mask's cavities (arrows pointing downwards).



14

Remove the residual Back Parts, the black frame, and the masks. Make sure the middle metal plate stays in the mold.



13

Switch on the vacuum system, close the cover and then open it again. The Back Parts are now inside the cover.

14

Remove the middle metal plate and lay the fabric in the mold.

15

Close the cover and place the mold into the hydraulic press.

16

Press with a cutting press and apply the 3D Studs all at once. Keep the vacuum system on until the end of the application.

Care Instructions

Turn inside out and use mild laundry detergent (wash by hand, max. temp. 30°C, very mild process).	Do not use chlorine bleach!	Do not tumble dry!	Do not iron!	The textile can be gently dry-cleaned using hydrocarbon. Turn inside out.	The textile will withstand gentle professional wet cleaning. Turn inside out.
				To protect the crystals as much as possible, the use of a soft wash bag is recommended.	

ROUND STONES

1028 XILION Chaton



Size	PP 9	PP 10	PP 11	PP 13
Colors				
Plain Colors				
Scarlet F (276) NEW!	■	■	■	■
Color Effects				
Transparent Effects				
Black Diamond Shimmer F (215 971) NEW!	■	■	■	■
Erinite Shimmer F (360 971) NEW!	■	■	■	■
Light Colorado Topaz Shimmer F (246 971) NEW!	■	■	■	■
Light Sapphire Shimmer F (211 971) NEW!	■	■	■	■
Light Siam Shimmer F (227 971) NEW!	■	■	■	■
Light Topaz Shimmer F (226 971) NEW!	■	■	■	■

1088 XIRIUS Chaton



Size	PP 14	PP 18	PP 21	PP 24	PP 31	PP 32	SS 19	SS 24	SS 29	SS 34	SS 39	SS 45
Colors												
Plain Colors												
Scarlet F (276) NEW!	■	■	■	■	■	■	■	■	■	■	■	■
Color Effects												
Transparent Effects												
Black Diamond Shimmer F (215 971) NEW!	■	■	■	■				■	■		■	
Erinite Shimmer F (360 971) NEW!	■	■	■	■				■	■		■	
Light Colorado Topaz Shimmer F (246 971) NEW!	■	■	■	■				■	■		■	
Light Sapphire Shimmer F (211 971) NEW!	■	■	■	■				■	■		■	
Light Siam Shimmer F (227 971) NEW!	■	■	■	■				■	■		■	
Light Topaz Shimmer F (226 971) NEW!	■	■	■	■				■	■		■	

1122 Rivoli



Size	SS 29	SS 39	SS 47	12 mm	14 mm	18 mm

Colors

Plain Colors

Scarlet F (276)	NEW!

FANCY STONES & SETTINGS

4120

Size	6x4 mm	8x6 mm	14x10 mm	18x13 mm	25x18 mm
Colors					
Plain Colors					
Scarlet F (276) NEW!		■	■	■	■

4228 XILION Navette Fancy Stone



Size 4x2, 5x2.5 mm

4228 XILION Navette Fancy Stone

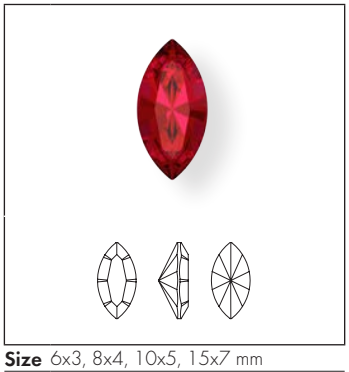

Size 6x3, 8x4, 10x5, 15x7 mm

4228	Size	4x2 mm	5x2.5 mm	6x3 mm	8x4 mm	10x5 mm	15x7 mm
Colors							
Plain Colors							
Erinite F (360) NEW!						■	■
Light Topaz (226) NEW!					■	■	■
Scarlet F (276) NEW!		■	■	■	■	■	■
Color Effects							
Transparent Effects							
Black Diamond Shimmer F (215 971) NEW!					■	■	■
Erinite Shimmer F (360 971) NEW!						■	■
Light Colorado Topaz Shimmer F (246 971) NEW!					■	■	■
Light Sapphire Shimmer F (211 971) NEW!					■	■	■
Light Siam Shimmer F (227 971) NEW!					■	■	■
Light Topaz Shimmer F (226 971) NEW!					■	■	■

4320



Size	NEW!
6x4 mm	
8x6 mm	
10x7 mm	
14x10 mm	
18x13 mm	

Colors

Plain Colors

Scarlet F (276)

4328 XILION Pear Fancy Stone

Size	NEW!
6x3.6 mm	
8x4.8 mm	
10x6 mm	
13x7.8 mm	

Colors

Plain Colors

Scarlet F (276)

4428 XILION Square Fancy Stone

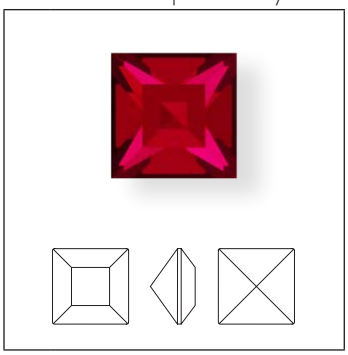

Size 2 mm

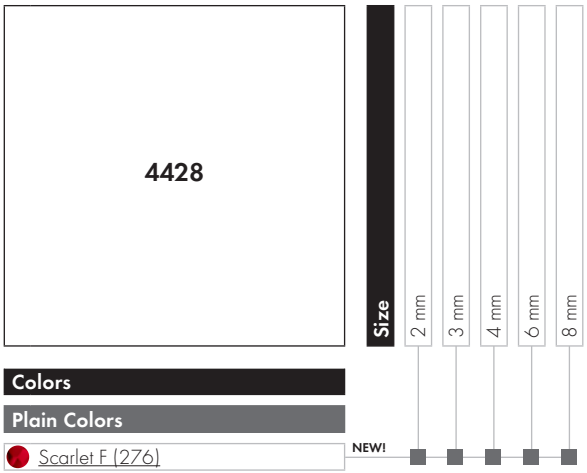

4428 XILION Square Fancy Stone



Size 3, 4 mm

4428 XILION Square Fancy Stone

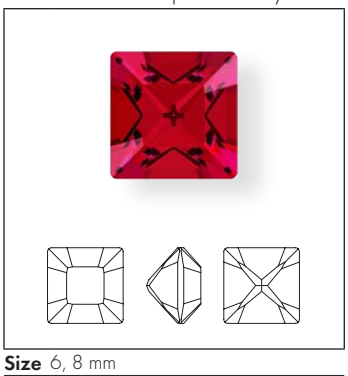

Size 6, 8 mm

4470

		Size	8 mm	10 mm	12 mm
			NEW!		
Crystal					
Crystal F (001)			■	■	■
Colors					
Plain Colors					
Aquamarine F (202)			■	■	■
Black Diamond F (215)			■	■	■
Chrysolite F (238)			■	■	■
Denim Blue F (266)			■	■	■
Erinite F (360)			■	■	■
Jet (280)			■	■	■
Indicolite F (379)			■	■	■
Light Azore F (361)			■	■	■
Light Sapphire F (211)	NEW!			■	■
Light Siam F (227)	NEW!			■	■
Light Topaz F(226)	NEW!			■	■
Light Turquoise F (263)			■	■	■
Scarlet F (276)	NEW!			■	■
Tanzanite F (539)			■	■	■
Vintage Rose F (319)			■	■	■
Violet F (371)	NEW!		■	■	■
Opal Colors					
Pacific Opal F (390)			■	■	■
Rose Water Opal F (395)			■	■	■
White Opal F (234)			■	■	■
Crystal Effects					
Transparent Effects					
Crystal Antique Pink F (001 ANTP)			■	■	■
Crystal Golden Shadow F (001 GSHA)			■	■	■
Crystal Silver Night F (001 SINI)			■	■	■
Crystal Silver Shade F (001 SSHA)			■	■	■
Color Effects					
Transparent Effects					
Black Diamond Shimmer F (215 971)	NEW!			■	■
Erinite Shimmer F (360 971)	NEW!			■	■
Light Colorado Topaz Shimmer F (246 971)	NEW!			■	■
Light Sapphire Shimmer F (211 971)	NEW!			■	■
Light Siam Shimmer F (227 971)	NEW!			■	■
Light Topaz Shimmer F (226 971)	NEW!			■	■

4706 Trilliant Fancy Stone

		Size	7 mm	12 mm	17 mm
Colors					
Plain Colors					
Scarlet F (276)	NEW!		■	■	■

4707 Slim Trilliant Fancy Stone NEW!

Size	7.8x4.9 mm	13.6x8.6 mm	18.7x11.8 mm	24x15.2 mm
Crystal				
Crystal F (001)	■	■	■	■
Colors				
Plain Colors				
Amethyst F (204)	■	■	■	■
Aquamarine F (202)	■	■	■	■
Emerald F (205)	■	■	■	■
Light Colorado Topaz F (246)	■			
Montana F (207)	■	■	■	■
Rose F (209)	■	■		
Scarlet F (276) NEW!	■	■	■	
Tanzanite F (539)	■			
Vintage Rose F (319)	■	■	■	
Crystal Effects				
Transparent Effects				
Crystal AB F (001 AB)	■	■	■	■
Crystal Blue Shade F (001 BLSH)	■	■	■	■
Crystal Golden Shadow F (001 GSHA)	■	■	■	■
Crystal Silver Night (001 SINI)	■	■	■	■
Crystal Silver Shade F (001 SSHA)	■	■	■	■

4707/S NEW!

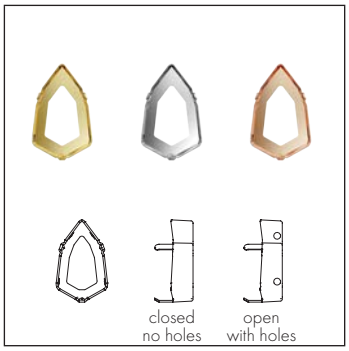

Size & color of plating	7.8x4.9 mm No plating	13.6x8.6 mm No plating	18.7x11.8 mm No plating	24x15.2 mm No plating	7.8x4.9 mm Rhodium	13.6x8.6 mm Rhodium	18.7x11.8 mm Rhodium	24x15.2 mm Rhodium	7.8x4.9 mm Gold	13.6x8.6 mm Gold	18.7x11.8 mm Gold	24x15.2 mm Gold
Ring/Hole, Back Configuration												
00 C = No ring/hole, closed	■	■	■	■	■	■	■	■	■	■	■	■
H2 O = 4 holes/2 each side, open	■	■	■	■	■	■	■	■	■	■	■	■

4754 Starbloom Fancy Stone NEW!

Size	8x8 mm	13x13.5 mm	18x18.5 mm
Crystal			
Crystal F (001)	■	■	■
Colors			
Plain Colors			
Aquamarine F (202)	■	■	■
Jet (280)	■	■	■
Montana F (207)	■	■	■
Tanzanite F (539)	■	■	■
Crystal Effects			
Transparent Effects			
Crystal AB F (001 AB)	■	■	■
Crystal Antique Pink F (001 ANTP)	■	■	■
Crystal Bermuda Blue F (001 BBL)	■	■	■
Crystal Blue Shade F (001 BLSH)	■	■	■
Crystal Golden Shadow F (001 GSHA)	■	■	■
Crystal Silver Shade F (001 SSHA)	■	■	■

4754/S NEW!



Size & color of plating	8x8 mm No plating	13x13.5 mm No plating	18x18.5 mm No plating	8x8 mm Rhodium	13x13.5 mm Rhodium	18x18.5 mm Rhodium	8x8 mm Gold	13x13.5 mm Gold	18x18.5 mm Gold
Ring/Hole, Back Configuration									
00 C = No ring/hole, closed	■	■	■						
H2 O = 4 holes/2 each side, open	■	■	■	■	■	■	■	■	■
1T C = Ring on Top, closed		■	■		■	■		■	■

4775 Eye Fancy Stone NEW!

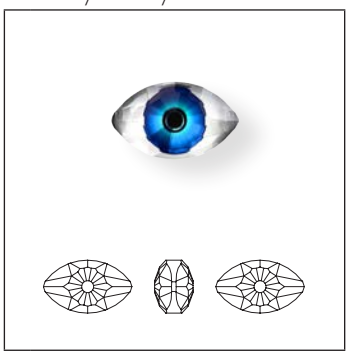

Size

10.5x18 mm

Crystal Effects

Transparent Effects

- MD290 - Digital Print Green
- MD291 - Digital Print Blue
- MD292 - Digital Print Red-Brown
- MD293 - Digital Print Brown
- MD294 - Digital Print Pink

4775/S NEW!

Size & color of plating

- 10.5x18 mm No plating
- 10.5x18 mm Rhodium
- 10.5x18 mm Gold

Ring/Hole, Back Configuration

- **00 C** = No ring/hole, closed
- **H2 O** = 4 holes/2 each side, open

4775/C NEW!

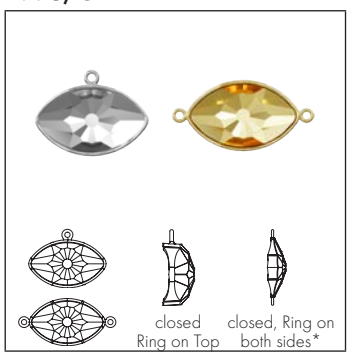

Size & color of plating

- 10.5x18 mm Rhodium
- 10.5x18 mm Gold

Ring/Hole, Back Configuration

- **1T C** = Ring on Top, closed
- **2T C** = Ring on both sides, closed

*Please note, the line drawing has been rotated to 90°.

BEADS

5000



Size	3 mm	4 mm	6 mm	8 mm	10 mm
Colors					
Plain Colors					
Scarlet (276) NEW!		■	■	■	■
Color Effects					
Transparent Effects					
Black Diamond Shimmer (215 971) NEW!		■	■	■	
Erinite Shimmer (360 971) NEW!		■	■	■	
Light Colorado Topaz Shimmer (246 971) NEW!		■	■	■	
Light Sapphire Shimmer (211 971) NEW!		■	■	■	
Light Siam Shimmer (227 971) NEW!		■	■	■	
Light Topaz Shimmer (226 971) NEW!		■	■	■	

5040 Briolette Bead

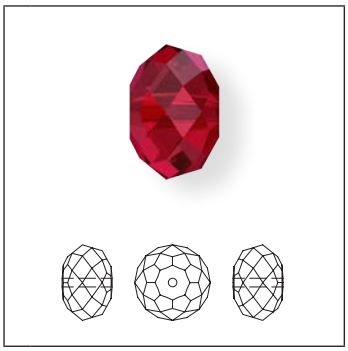

Size	4 mm	6 mm
Colors		
Plain Colors		
Scarlet (276) NEW!	■	■

5328 XILION Bead



Size	3 mm	4 mm	5 mm	6 mm	8 mm
Colors					
Plain Colors					
Scarlet (276) NEW!	■	■	■	■	■
Color Effects					
Transparent Effects					
Black Diamond Shimmer (215 971) NEW!	■	■	■	■	
Black Diamond Shimmer 2x (215 962) NEW!	■	■			
Erinite Shimmer (360 971) NEW!	■	■	■	■	
Erinite Shimmer 2x (360 962) NEW!	■	■			
Light Colorado Topaz Shimmer (246 971) NEW!	■	■	■	■	
Light Colorado Topaz Shimmer 2x (246 962) NEW!	■	■			
Light Sapphire Shimmer (211 971) NEW!	■	■	■	■	
Light Sapphire Shimmer 2x (211 962) NEW!	■	■			
Light Siam Shimmer (227 971) NEW!	■	■	■	■	
Light Siam Shimmer 2x (227 962) NEW!	■	■			
Light Topaz Shimmer (226 971) NEW!	■	■	■	■	
Light Topaz Shimmer 2x (226 962) NEW!	■	■			
Scarlet AB (276 AB) NEW!	■	■			
Scarlet AB 2x (276 AB2) NEW!	■	■			

CRYSTAL PEARLS

CRYSTAL PEARL BOW METAL PART

58M001 Metal Bow

Size	8 mm	10 mm
Colors of plating		
Gold	■	■
Rose Gold	■	■
Rhodium	■	■
Brass Unplated	■	■

Application Advice

This metal cap can be glued to Crystal Pearls (art. 5810, art. 5818) or Beads (art. 5003, art. 5028) using an adhesive such as the Swarovski Crystal Glue CG 500 (A+B). Please follow the whole gluing process (i.e., cleaning, mixing, dosing, setting, curing) carefully. When the glue is dispensed onto the metal part, make sure that the entire surface of the pin and the base part is covered with the adhesive.

For detailed information about gluing, please refer to the Application Manual and our business website SWAROVSKI.COM/PROFESSIONAL.

Care Instructions

Do not wash!	Do not use chlorine bleach!	Do not tumble dry!	Do not iron!	The textile may not be dry-cleaned.

5810 Crystal Round Pearl

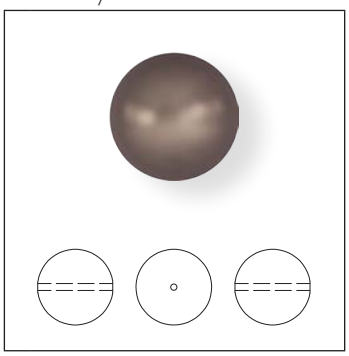

Size

3 mm
4 mm
5 mm
6 mm
8 mm
10 mm
12 mm

Colors

Crystal Velvet Brown Pearl (001 951) **NEW!**

5817

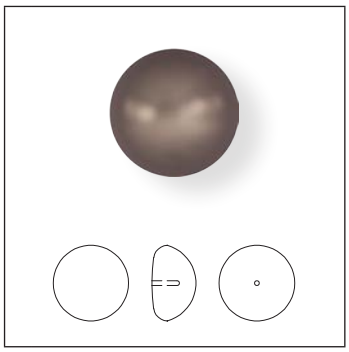

Size

6 mm
8 mm

Colors

Crystal Velvet Brown Pearl (001 951) **NEW!**

5818



Size

6 mm
8 mm
10 mm

Colors

Crystal Velvet Brown Pearl (001 951) **NEW!**

5860 Crystal Coin Pearl

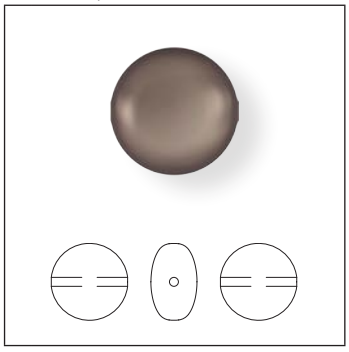

Size

10 mm
12 mm

Colors

Crystal Velvet Brown Pearl (001 951) **NEW!**

PENDANTS

6000

Size	11x5.5 mm
Colors	
Plain Colors	
Scarlet (276)	NEW!

6010 Briolette Pendant

Size	11x5.5 mm	13x6.5 mm
Colors		
Plain Colors		
Scarlet (276)	NEW!	

6106 Pear-shaped Pendant



Size	16 mm	22 mm
Colors		
Plain Colors		
Black Diamond (215)	NEW!	
Erinite (360)	NEW!	
Light Colorado Topaz (246)	NEW!	
Light Sapphire (211)	NEW!	
Light Siam (227)	NEW!	
Light Topaz (226)	NEW!	
Color Effects		
Transparent Effects		
Black Diamond Shimmer (215 971)	NEW!	
Erinite Shimmer (360 971)	NEW!	
Light Colorado Topaz Shimmer (246 971)	NEW!	
Light Sapphire Shimmer (211 971)	NEW!	
Light Siam Shimmer (227 971)	NEW!	
Light Topaz Shimmer (226 971)	NEW!	

6228 XILION Heart Pendant

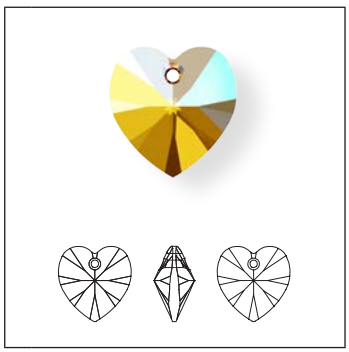

Size	10.3x10 mm	14.4x14 mm	18x17.5 mm
Colors			
Plain Colors			
Black Diamond (215)	NEW!		
Erinite (360)	NEW!		
Light Colorado Topaz (246)	NEW!		
Light Sapphire (211)	NEW!		
Color Effects			
Transparent Effects			
Black Diamond Shimmer (215 971)	NEW!		
Erinite Shimmer (360 971)	NEW!		
Light Colorado Topaz Shimmer (246 971)	NEW!		
Light Sapphire Shimmer (211 971)	NEW!		
Light Siam Shimmer (227 971)	NEW!		
Light Topaz Shimmer (226 971)	NEW!		

FLAT BACKS NO HOTFIX

2058 XILION Rose Enhanced



Size	SS 5	SS 7	SS 9
Colors			
Plain Colors			
Scarlet F (276) NEW!	■	■	■
Color Effects			
Transparent Effects			
Light Topaz Shimmer F (226 971) NEW!	■	■	■

2088 XIRIUS Rose



Size	SS 12	SS 16	SS 20	SS 30	SS 34
Colors					
Plain Colors					
Scarlet F (276) NEW!	■	■	■	■	■
Color Effects					
Transparent Effects					
Light Topaz Shimmer F (226 971) NEW!	■	■	■	■	■

2088/I Rimmed XIRIUS Rose NEW!



Size	SS 16	SS 20	SS 34
Crystal Effects			
Metallic Effects			
Crystal & Dorado Z F (001 DORZ)	■	■	■
Crystal & Lt. Chrome Z F (001 LTCHZ)	■	■	■
Color Effects			
Metallic Effects			
Black Diamond & Dorado Z F (215 DORZ)	■	■	■
Black Diamond & Lt. Chrome Z F (215 LTCHZ)	■	■	■
Burgundy & Dorado Z F (515 DORZ)	■	■	■
Burgundy & Lt. Chrome Z F (515 LTCHZ)	■	■	■
Denim Blue & Dorado Z F (266 DORZ)	■	■	■
Denim Blue & Lt. Chrome Z F (266 LTCHZ)	■	■	■
Greige & Dorado Z F (284 DORZ)	■	■	■
Greige & Lt. Chrome Z F (284 LTCHZ)	■	■	■
Jet & Dorado Z F (280 DORZ)	■	■	■
Jet & Lt. Chrome Z F (280 LTCHZ)	■	■	■
Khaki & Dorado Z F (550 DORZ)	■	■	■
Khaki & Lt. Chrome Z F (550 LTCHZ)	■	■	■
Light Siam & Dorado Z F (227 DORZ)	■	■	■
Light Siam & Lt. Chrome Z F (227 LTCHZ)	■	■	■
White Opal & Dorado Z F (234 DORZ)	■	■	■
White Opal & Lt. Chrome Z F (234 LTCHZ)	■	■	■

JEWEL CUT FLAT BACK FAMILY (EMERALD CUT, MARQUISE, PEAR)

2201 Marquise Flat Back NEW!



	Size	8x3.5 mm	14x6 mm
Crystal			
Crystal F (001)		●	●
Colors			
Plain Colors			
Aquamarine F (202)		●	●
Emerald F (205)		●	●
Graphite F (253)		●	●
Jet (280)		●	●
Sapphire F (206)		●	●
Scarlet F (276)	NEW!	●	●
Sunflower F (292)		●	●
Vintage Rose F (319)		●	●
Crystal Effects			
Transparent Effects			
Crystal AB F (001 AB)		●	●
Crystal Golden Shadow F (001 GSHA)		●	●
Crystal Silver Shade F (001 SSHA)		●	●

2303 Pear Flat Back NEW!

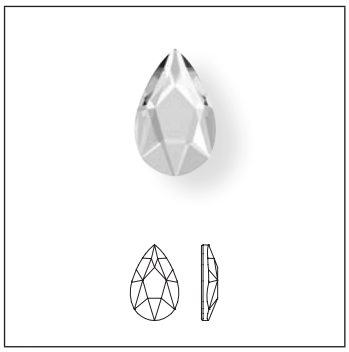

	Size	8x5 mm	14x9 mm
Crystal			
Crystal F (001)		●	●
Colors			
Plain Colors			
Aquamarine F (202)		●	●
Emerald F (205)		●	●
Graphite F (253)		●	●
Jet (280)		●	●
Sapphire F (206)		●	●
Scarlet F (276)	NEW!	●	●
Sunflower F (292)		●	●
Vintage Rose F (319)		●	●
Crystal Effects			
Transparent Effects			
Crystal AB F (001 AB)		●	●
Crystal Golden Shadow F (001 GSHA)		●	●
Crystal Silver Shade F (001 SSHA)		●	●

2602 Emerald Cut Flat Back NEW!

	Size	8x5.5 mm	14x10 mm
Crystal			
Crystal F (001)		■	■
Colors			
Plain Colors			
Aquamarine F (202)		■	■
Emerald F (205)		■	■
Graphite F (253)		■	■
Jet (280)		■	■
Sapphire F (206)		■	■
Scarlet F (276)	NEW!	■	■
Sunflower F (292)		■	■
Vintage Rose F (319)		■	■
Crystal Effects			
Transparent Effects			
Crystal AB F (001 AB)		■	■
Crystal Golden Shadow F (001 GSHA)		■	■
Crystal Silver Shade F (001 SSHA)		■	■

FLAT BACKS HOTFIX

2038 XILION Rose Hotfix



Size	SS 6	SS 8	SS 10
Colors			
Plain Colors			
Scarlet A HF (276) NEW!	●	●	●
Color Effects			
Transparent Effects			
Light Topaz Shimmer A HF (226 971) NEW!	●	●	●

2078 XIRIUS Rose Hotfix



Size	SS 12	SS 16	SS 20	SS 34
Colors				
Plain Colors				
Scarlet A HF (276) NEW!	●	●	●	●
Color Effects				
Transparent Effects				
Light Topaz Shimmer A HF (226 971) NEW!	●	●	●	●

2200/I Rimmed Navette Flat Back NEW!

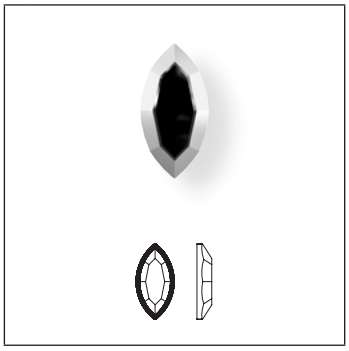

Size	8x4 mm
Crystal Effects	
Metallic Effects	
Crystal & Dorado Z M HF (001 DORZ)	●
Crystal & Lt. Chrome Z M HF (001 LTCHZ)	●
Color Effects	
Metallic Effects	
Jet & Dorado Z M HF (280 DORZ)	●
Jet & Lt. Chrome Z M HF (280 LTCHZ)	●

2300/I Rimmed Drop Flat Back NEW!

Size	8x4.8 mm
Crystal Effects	
Metallic Effects	
Crystal & Dorado Z M HF (001 DORZ)	●
Crystal & Lt. Chrome Z M HF (001 LTCHZ)	●
Color Effects	
Metallic Effects	
Jet & Dorado Z M HF (280 DORZ)	●
Jet & Lt. Chrome Z M HF (280 LTCHZ)	●

2711/1 Rimmed Triangle Flat Back

NEW!



Size	6 mm

Crystal Effects

Metallic Effects

- Crystal & Dorado Z M HF (001 DORZ)
- Crystal & Lt. Chrome Z M HF (001 LTCHZ)

Color Effects

Metallic Effects

- Jet & Dorado Z M HF (280 DORZ)
- Jet & Lt. Chrome Z M HF (280 LTCHZ)

JEWEL CUT FLAT BACK FAMILY (EMERALD CUT, MARQUISE, PEAR)

2201 Marquise Flat Back NEW!



	Size 8x3.5 mm	Size 14x6 mm
Crystal		
Crystal M HF (001)	●	●
Colors		
Plain Colors		
Aquamarine M HF (202)	●	●
Emerald M HF (205)	●	●
Graphite M HF (253)	●	●
Jet M HF (280)	●	●
Sapphire M HF (206)	●	●
Scarlet M HF (276) NEW!	●	●
Sunflower M HF (292)	●	●
Vintage Rose M HF (319)	●	●
Crystal Effects		
Transparent Effects		
Crystal AB M HF (001 AB)	●	●
Crystal Golden Shadow M HF (001 GSHA)	●	●
Crystal Silver Shade M HF (001 SSHA)	●	●

2303 Pear Flat Back NEW!

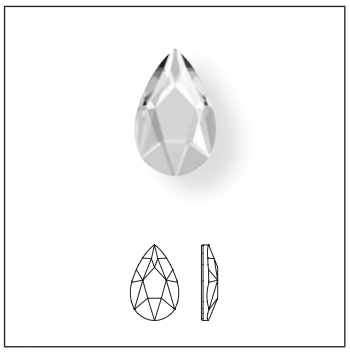

	Size 8x5 mm	Size 14x9 mm
Crystal		
Crystal M HF (001)	●	●
Colors		
Plain Colors		
Aquamarine M HF (202)	●	●
Emerald M HF (205)	●	●
Graphite M HF (253)	●	●
Jet M HF (280)	●	●
Sapphire M HF (206)	●	●
Scarlet M HF (276) NEW!	●	●
Sunflower M HF (292)	●	●
Vintage Rose M HF (319)	●	●
Crystal Effects		
Transparent Effects		
Crystal AB M HF (001 AB)	●	●
Crystal Golden Shadow M HF (001 GSHA)	●	●
Crystal Silver Shade M HF (001 SSHA)	●	●

2602 Emerald Cut Flat Back NEW!

		Size 8x5.5 mm	Size 14x10 mm
Crystal			
Crystal M HF (001)		■	■
Colors			
Plain Colors			
Aquamarine M HF (202)		■	■
Emerald M HF (205)		■	■
Graphite M HF (253)		■	■
Jet M HF (280)		■	■
Sapphire M HF (206)		■	■
Scarlet M HF (276)	NEW!	■	■
Sunflower M HF (292)		■	■
Vintage Rose M HF (319)		■	■
Crystal Effects			
Transparent Effects			
Crystal AB M HF (001 AB)		■	■
Crystal Golden Shadow M HF (001 GSHA)		■	■
Crystal Silver Shade M HF (001 SSHA)		■	■

Application Advice

The Marquise, Pear and Emerald Cut Flat Backs Hotfix are suitable for Hotfix application on different fabrics using a standard heat press. Due to the size of the products (bigger than 8mm), applying the Hotfix parameters for Creation Stones Plus is recommended. This means these articles cannot be applied from the front.

Creation Transfers Plus

APPLICATION FROM THE FRONT

These items are **NOT** suitable for application from the front!

Besides application aids such as Teflon® foil (art. 9010/003) and pressing cloth, a compensating pad (such as the silicone ironing pad/foam, art. 9010/002) can be used to provide height compensation if necessary.

APPLICATION FROM THE BACK

	Temperature/time required (in seconds) 120 °C 130 °C 140 °C 150 °C 160 °C 170 °C 250 °F 265 °F 285 °F 300 °F 320 °F 340 °F					
Cotton/polyester blend	35	35	30	25	18	12
Silk, batiste, cotton jersey, thin linen fabrics, etc.	35	33	30	25	20	15
Jeans, cord, loden, cloth, knitted fabrics, etc.	40	38	32	28	22	16
Viscose, satin, chiffon, organza, taffeta, etc.	28	25	22	18	12	10
LYCRA®, neoprene, etc.	38	35	30	25	18	12
Artificial fur, artificial leather, fleece, suede, etc.	57	46	40	36	30	25

Pressure: medium
Tools: Teflon® foil, pressing cloth

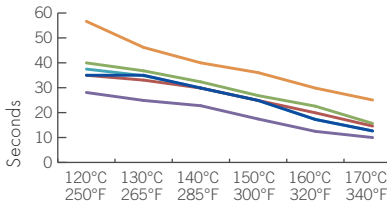

Care Instructions

Turn inside out and use mild laundry detergent (wash by hand, max. temp. 30°C, very mild process).

Do not use chlorine bleach!

Do not tumble dry!

Do not iron!

The textile can be gently dry-cleaned using perchlorethylene. Turn inside out.

The textile can be gently dry-cleaned using hydrocarbon. Turn inside out.

The textile will withstand gentle professional wet cleaning. Turn inside out.

To protect the crystals as much as possible, the use of a soft wash bag is recommended.

For detailed information about Hotfix application, please refer to the Application Manual and our business website SWAROVSKI.COM/PROFESSIONAL.

SEW-ON ARTICLES

3230 Drop Sew-on Stone

Size	12x7 mm	18x10.5 mm	28x17 mm
Colors			
Plain Colors			
Black Diamond F (215) NEW!	■	■	■
Erinite F (360) NEW!	■	■	■
Light Colorado Topaz F (246) NEW!	□*	■	■
Light Sapphire F (211) NEW!	□*	■	■
Light Siam F (227) NEW!	□*	■	■
Light Topaz F (226) NEW!	■	■	■
Color Effects			
Transparent Effects			
Black Diamond Shimmer F (215 971) NEW!	■	■	■
Erinite Shimmer F (360 971) NEW!	■	■	■
Light Colorado Topaz Shimmer F (246 971) NEW!	■	■	■
Light Sapphire Shimmer F (211 971) NEW!	■	■	■
Light Siam Shimmer F (227 971) NEW!	■	■	■
Light Topaz Shimmer F (226 971) NEW!	■	■	■

□ *Color and size are already part of the standard assortment.

TRILLIANT SEW-ON STONE

3272 Trilliant Sew-on Stone NEW!

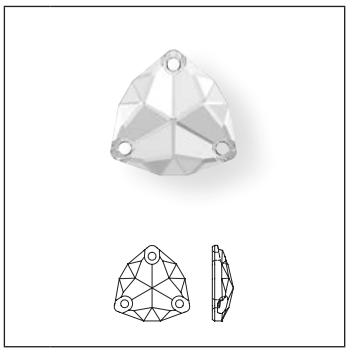

Size 16, 20 mm

3272 Trilliant Sew-on Stone NEW!

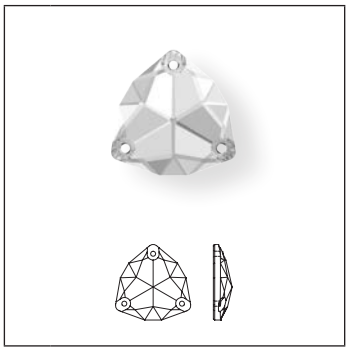

Size 28 mm

3272	Size	16 mm	20 mm	28 mm
Crystal				
Crystal F (001)		■	■	■
Colors				
Plain Colors				
Aquamarine F (202)		■	■	
Emerald F (205)		■	■	
Graphite F (253)		■	■	
Jet (280)		■	■	
Sapphire F (206)		■	■	
Scarlet F (276)	NEW!	■	■	■
Sunflower F (292)		■	■	
Vintage Rose F (319)		■	■	
Crystal Effects				
Transparent Effects				
Crystal AB F (001 AB)		■	■	■
Crystal Golden Shadow F (001 GSHA)		■	■	■
Crystal Silver Shade F (001 SSHA)		■	■	

Application Advice
The Trilliant Sew-on Stone can be either sewn on or applied to different fabrics by hand. When processing the 28mm version, a thread with a thread count greater than Nm 50 is recommended.

Care Instructions
Due to the size of this article (especially the 28mm version) washing it by hand is recommended in order to avoid detaching the fabric and to prevent the crystals from being scratched:

Turn inside out and use mild laundry detergent (wash by hand, max. temp. 30°C, very mild process).	Do not use chlorine bleach!	Do not tumble dry!	Do not iron!	The textile can be gently dry-cleaned using perchlor-ethylene. Turn inside out.	The textile can be gently dry-cleaned using hydrocarbon. Turn inside out.	The textile will withstand gentle professional wet cleaning. Turn inside out.
				To protect the crystals as much as possible, the use of a soft wash bag is recommended.		

For detailed information about sewing, please refer to the Application Manual and our business website SWAROVSKI.COM/PROFESSIONAL.

CRYSTAL ELEMENTS

Article Size	Packing Unit = Minimum Order Quantity in Pieces	Average Net Weight in Gram per Packing Unit Crystal (001)	Average Gross Weight in Gram per Packing Unit Crystal (001)
4707			
7.8x4.9 mm	144	23.1	46.84
13.6x8.6 mm	72	53.21	77.56
18.7x11.8 mm	48	87.22	112.32
24x15.2 mm	15	57.17	79.25
4754			
8x8 mm	144	21.34	46.44
13x13.5 mm	72	45.79	67.76
18x18.5 mm	24	39.43	58.27
4775			
18x10.5 mm	24	42.14	62.87
6925			
26 mm	12	25.03	45.76
36 mm	6	32.02	56.75
6926			
26 mm	15	50.75	75.48
36 mm	8	58.74	80.49
2088/I			
SS 16	1440	44.69	53.86
SS 20	1440	80.06	89.98
SS 34	144	25.97	44.26
2201			
8x3.5 mm	144	10.03	31.11
14x6 mm	72	21.67	45.27
2303			
8x5 mm	144	15.70	39.60
14x9 mm	72	36.65	60.25
2602			
8x5.5 mm	144	17.89	41.79
14x10 mm	72	58.61	82.21
2200/I			
8x4 mm	360	25.14	36.02
2300/I			
8x4.8 mm	360	42.47	53.36
2711/I			
6 mm	360	30.10	40.97
3272			
16 mm	24	34.39	54.99
20 mm	15	37.4	62.13
28 mm	8	55.14	76.89

SELF-ADHESIVE ELEMENTS

CRYSTAL FINE ROCKS-IT – MOTIFS

Crystal Inspirations Collection – Funtasia

74 058



C	1012-001HEL
S	~44x41
M	48 PCS **90%**

CRYSTAL ULTRAFINE ROCKS-IT – MOTIFS

Crystal Inspirations Collection – Funtasia

89 927

C	1012-001PARSH
S	~65x40
M	32 PCS **65%**

Please note: All motifs are available in specialist color/film variations (see colormatrix).

TRANSFERS

New Exclusive Color for art. 2038 XILION Rose and art. 2078 XIRIUS Rose	Available in the following sizes:
Scarlet (276)	**2038 XILION Rose** SS 6, SS 8, SS 10 **2078 XIRIUS Rose** SS 12, SS 16, SS 20, SS 34

New Exclusive Shimmer Effect for art. 2038 XILION Rose and art. 2078 XIRIUS Rose	Available in the following sizes:
Light Topaz Shimmer M HF (226 971)	**2038 XILION Rose** SS 6, SS 10 **2078 XIRIUS Rose** SS 16, SS 20, SS 34

2200/I Rimmed Navette Flat Back NEW!

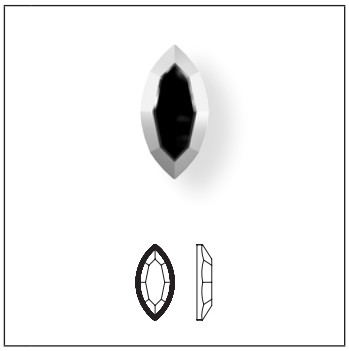

Size
8x4 mm

Crystal Effects

Metallic Effects

- Crystal & Dorado Z M HF (001 DORZ)
- Crystal & Lt. Chrome Z M HF (001 LTCHZ)

Color Effects

Metallic Effects

- Jet & Dorado Z M HF (280 DORZ)
- Jet & Lt. Chrome Z M HF (280 LTCHZ)

2300/I Rimmed Drop Flat Back NEW!

Size
8x4.8 mm

Crystal Effects

Metallic Effects

- Crystal & Dorado Z M HF (001 DORZ)
- Crystal & Lt. Chrome Z M HF (001 LTCHZ)

Color Effects

Metallic Effects

- Jet & Dorado Z M HF (280 DORZ)
- Jet & Lt. Chrome Z M HF (280 LTCHZ)

2711/I Rimmed Triangle Flat Back NEW!



Size
6 mm

Crystal Effects

Metallic Effects

- Crystal & Dorado Z M HF (001 DORZ)
- Crystal & Lt. Chrome Z M HF (001 LTCHZ)

Color Effects

Metallic Effects

- Jet & Dorado Z M HF (280 DORZ)
- Jet & Lt. Chrome Z M HF (280 LTCHZ)

TRANSFERS JEWEL CUT FLAT BACK FAMILY (EMERALD CUT, MARQUISE, PEAR)

2201 Marquise Flat Back NEW!



	Size 8x3.5 mm	14x6 mm
Crystal		
Crystal M HF (001)	●	●
Colors		
Plain Colors		
Aquamarine M HF (202)	●	●
Emerald M HF (205)	●	●
Graphite M HF (253)	●	●
Jet M HF (280)	●	●
Sapphire M HF (206)	●	●
Scarlet M HF (276) NEW!	●	●
Sunflower M HF (292)	●	●
Vintage Rose M HF (319)	●	●
Crystal Effects		
Transparent Effects		
Crystal AB M HF (001 AB)	●	●
Crystal Golden Shadow M HF (001 GSHA)	●	●
Crystal Silver Shade M HF (001 SSHA)	●	●

2303 Pear Flat Back NEW!

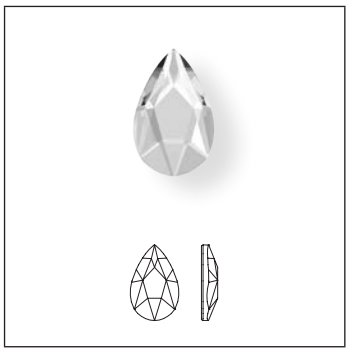

	Size 8x5 mm	14x9 mm
Crystal		
Crystal M HF (001)	●	●
Colors		
Plain Colors		
Aquamarine M HF (202)	●	●
Emerald M HF (205)	●	●
Graphite M HF (253)	●	●
Jet M HF (280)	●	●
Sapphire M HF (206)	●	●
Scarlet M HF (276) NEW!	●	●
Sunflower M HF (292)	●	●
Vintage Rose M HF (319)	●	●
Crystal Effects		
Transparent Effects		
Crystal AB M HF (001 AB)	●	●
Crystal Golden Shadow M HF (001 GSHA)	●	●
Crystal Silver Shade M HF (001 SSHA)	●	●

2602 Emerald Cut Flat Back NEW!

	Size	8x5.5 mm	14x10 mm
Crystal			
Crystal M HF (001)		■	■
Colors			
Plain Colors			
Aquamarine M HF (202)		■	■
Emerald M HF (205)		■	■
Graphite M HF (253)		■	■
Jet M HF (280)		■	■
Sapphire M HF (206)		■	■
Scarlet M HF (276)	NEW!	■	■
Sunflower M HF (292)		■	■
Vintage Rose M HF (319)		■	■
Crystal Effects			
Transparent Effects			
Crystal AB M HF (001 AB)		■	■
Crystal Golden Shadow M HF (001 GSHA)		■	■
Crystal Silver Shade M HF (001 SSHA)		■	■

Application Advice

These Transfer of the Jewel Cut Flat Back Family are suitable for Hotfix application to different fabrics using a standard heat press. Due to the size of the products (bigger than 8mm), applying the Hotfix parameters for Creation Transfers Plus is recommended. This means that these articles cannot be applied from the front.

Creation Transfers Plus

APPLICATION FROM THE FRONT

These items are **NOT** suitable for application from the front!

APPLICATION FROM THE BACK

	Temperature/time required (in seconds) 120 °C 250 °F	130 °C 265 °F	140 °C 285 °F	150 °C 300 °F	160 °C 320 °F	170 °C 340 °F
Cotton/polyester blend	35	35	30	25	18	12
Silk, batiste, cotton jersey, thin linen fabrics, etc.	35	33	30	25	20	15
Jeans, cord, loden, cloth, knitted fabrics, etc.	40	38	32	28	22	16
Viscose, satin, chiffon, organza, taffeta, etc.	28	25	22	18	12	10
LYCRA®, neoprene, etc.	38	35	30	25	18	12
Artificial fur, artificial leather, fleece, suede, etc.	57	46	40	36	30	25

Pressure: medium
Tools: Teflon® foil, pressing cloth

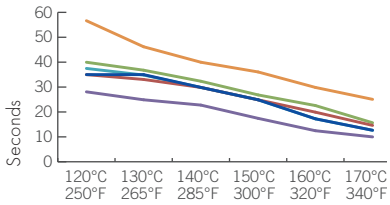

Care Instructions

Turn inside out and use mild laundry detergent (wash by hand, max. temp. 30°C, very mild process).

Do not use chlorine bleach!

Do not tumble dry!

Do not iron!

The textile can be gently dry-cleaned using perchlorethylene. Turn inside out.

The textile can be gently dry-cleaned using hydrocarbon. Turn inside out.

The textile will withstand gentle professional wet cleaning. Turn inside out.

To protect the crystals as much as possible, the use of a soft wash bag is recommended.

For detailed information about Hotfix application, please refer to the Application Manual and our business website SWAROVSKI.COM/PROFESSIONAL.

CRYSTAL INSPIRATIONS COLLECTION

Nostalgia

13 342

C	280HEM/001SINI/280/001L111S/215LTCHZ/253/001/001	
E	P4/2714MM60/2813MM8X5,5/S10/16/2201MM8X3.5/2303MM8X5/2602MM8X5.5	
S	~21x60	
M	42 PCS	**68%**

13 343

C	001650/234/279/001MOL/001L106S/001/001	
E	P4/S6/S6/S8/S10/2201MM8X3.5/2201MM14X6	
S	~57x57	
M	42 PCS	**70%**

13 346

C	001SSHA/001SSHA/279	
E	S3/S8/S8	
S	~40x39	
M	40 PCS	**100%**

Funtasia

13 344



C	280/001LTCH	
E	2403MM4/2403MM4	
S	~104x34	
M	32 PCS	**40%**

13 345



C	280HEM/280/283	
E	S6/S6/S6	
S	~152x166	
M	6 PCS	**25%**

Elegantia

13 347

C	253/001/001	
E	2201MM8X3.5/2201MM14X6/2602MM14X10	
S	~18x31	
M	75 PCS	**100%**

13 348

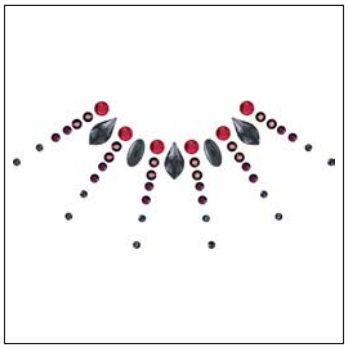

C	280HEM/253/515/001L108S/001SINI/276	
E	CE8X4/S6/S8/S10/2205MM10/S16	
S	~85x39	
M	21 PCS	**50%**

13 351

C	391SHIM/001SHIM/001MOL/001AB/001MOL/246SHIM/001SHIM/001MOL/001TRAHFT/391SHIM/001MOL	
E	S6/S6/S6/S6/S8/S10/S10/S12/S12/S16/S16	
S	~131x119	
M	3 PCS	**30%**

13 352

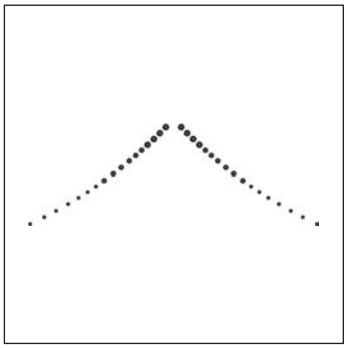

C	280LTCHZ/280LTCHZ/280LTCHZ	
E	S10/S16/S20	
S	~192x67	
M	12 PCS	**20%**

13 353

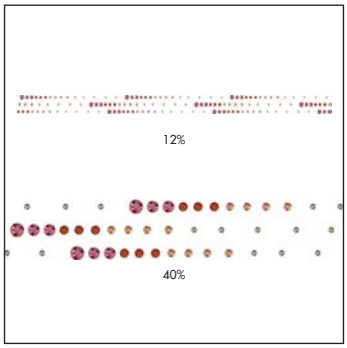

C	203SHIM/259SHIM/236/ 236SHIM/236SHIM
E	S6/S10/S12/S16/S20
S	~928x20 (8 SEG/ROW)
M	6 ROWS

13 354

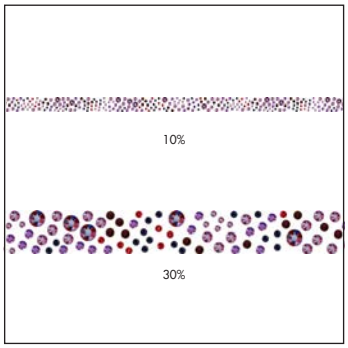

C	227SHIM/276/327/502SHIM/ 515DORZ/227SHIM/208SHIM
E	S10/S12/S12/S16/S16/S20/S34
S	~834x19 (3 SEG/ROW)
M	6 ROWS

Urbania

13 349

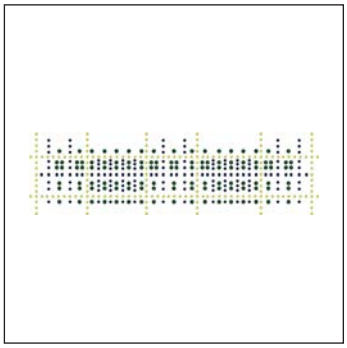

C	R5003-249SHIM/001L109S	
E	M2-S6/S10	
S	~191x54	
M	15 PCS	**20%**

13 350

C	001L109S	
E	S10	
S	~254x109	
M	2 PCS	**15%**

SYNTHETICS

CRYSTAL FABRIC – MOTIFS

Crystal Inspirations Collection – Funtasia

57 386



C	FP 13702 022-001M500
S	~66x66
M	48 PCS **60%**

57 387

C	012-280HEM
S	~48x25
M	160 PCS **80%**

Please note: All motifs are available in specialist color/film variations (see colormatrix).

CRYSTAL ROCKS

New Effects for Crystal Rocks Motifs

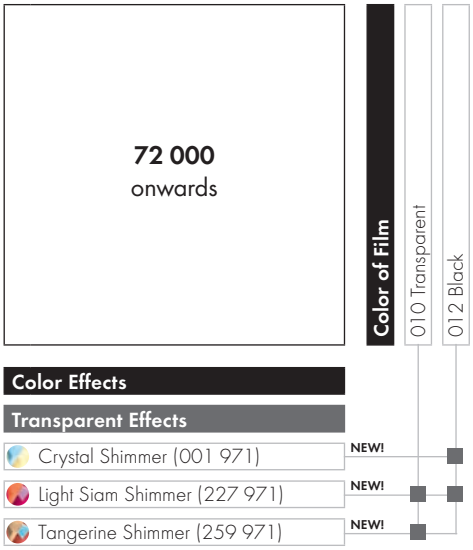

Overview of available Effects

Crystal Shimmer (001 971)

012 Black

Light Siam Shimmer (227 971)



010 Transparent 012 Black

Tangerine Shimmer (259 971)

010 Transparent

CRYSTAL FINE ROCKS

New Effects for Crystal Fine Rocks Motifs

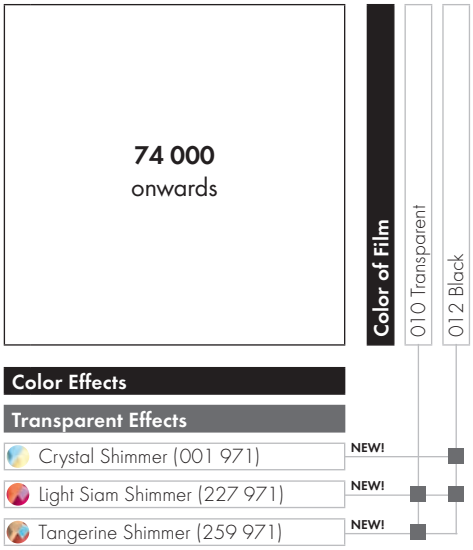

Overview of available Effects

Crystal Shimmer (001 971)

012 Black

Light Siam Shimmer (227 971)

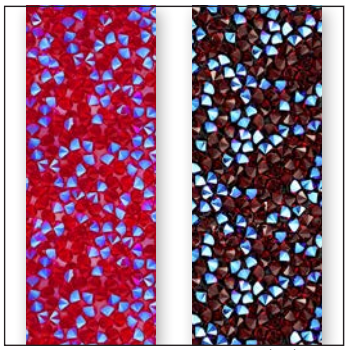

010 Transparent 012 Black

Tangerine Shimmer (259 971)

010 Transparent

CRYSTAL ULTRAFINE ROCKS

New Effects for Crystal Ultrafine Rocks Motifs

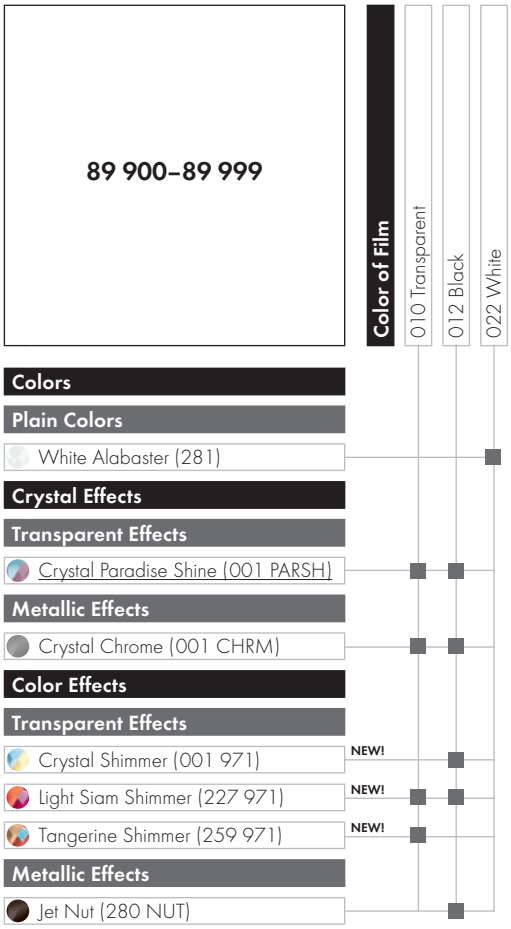

Overview of available Effects

Crystal Shimmer (001 971)

012 Black

Light Siam Shimmer (227 971)

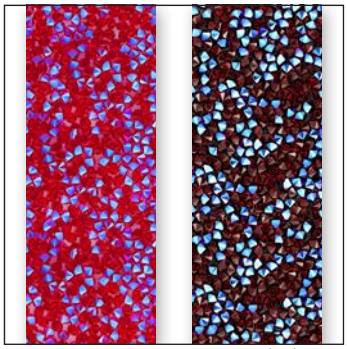

010 Transparent 012 Black

Tangerine Shimmer (259 971)

010 Transparent

CRYSTAL GALUCHAT – MOTIFS

Standard Collection

89 817

C	012-001MLGLD/ 001MLGLD/ 001MLGLD	
S	~42x92	
M	24 PCS	**45%**

CRYSTAL MEDLEY – MOTIFS

Crystal Inspirations Collection – Funtasia

73 023

C	012-280/280/280	
S	~44x41	
M	46 PCS	**90%**

Please note: All motifs are available in specialist color/film variations (see colormatrix).

METAL TRIMMINGS

FLAT BACK BANDING SS20 UPGRADE

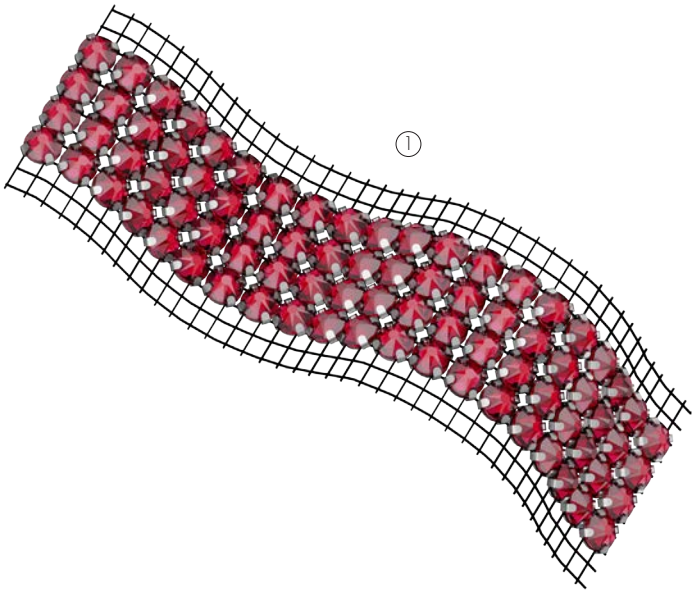

1. New casing ①

- In addition to gold, silver, gunmetal and rose-gold plating, the Flat Back Banding SS20 (article numbers 55000 and 55001) now features a new stainless steel casing.
- Stainless steel is corrosion resistant, which makes it suitable for use on chemically treated materials, such as leather.

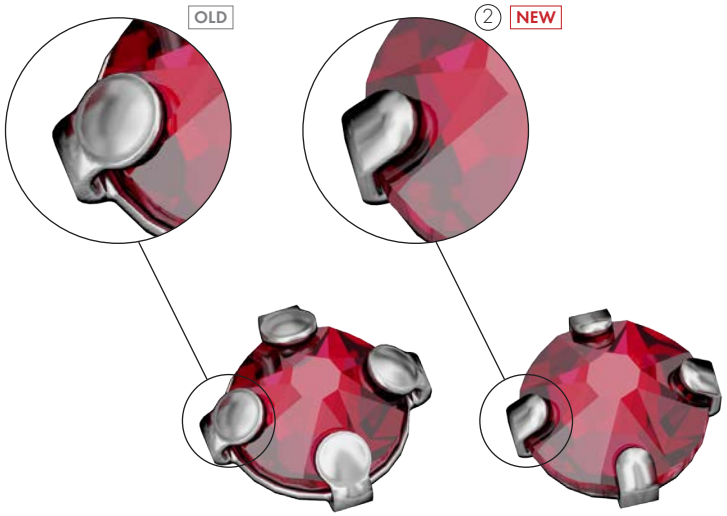

2. New prongs ②

- For stainless steel, together with all the other platings, the prong has been reduced in size.
- This gives the crystals greater visibility, enabling the Flat Back Banding to sparkle even more brilliantly.

3. Packing units

- Packing units and the MOQ for article 55 000 have been reduced to 5m to make handling easier for customers.
- Packing units and the MOQ for article 55 001 remain 10m.

FLAT BACK BANDINGS

55 000

R 001-024
SS SS 20
M 05 M **100%**

55 001 [1]

R 001
SS SS 20
M 10 M **100%**

55 000
55 001 [1]

NEW!

Color of Thread / Net-edge	012 / 112 / 212 Black	022 / 122 / 222 White	Color of Casing	081 Gold	082 Silver	086 Gun Metal	093 Rose Gold	088 Stainless Steel
Crystal								
Crystal F (001)	■	■		■	■	■	■	■
Colors								
Plain Colors								
Black Diamond F (215)	■	■		■	■	■	■	■
Blush Rose F (257)	■	■		■	■	■	■	■
Denim Blue F (266)	■	■		■	■	■	■	■
Fuchsia F (502)	■	■		■	■	■	■	■
Graphite F (253)	■	■		■	■	■	■	■
Greige F (284)	■	■		■	■	■	■	■
Jet F (280)	■	■		■	■	■	■	■
Light Colorado Topaz F (246)	■	■		■	■	■	■	■
Light Silk F (261)	■	■		■	■	■	■	■
Light Turquoise F (263)	■	■		■	■	■	■	■
Rose Peach F (262)	■	■		■	■	■	■	■
NEW! Scarlet F (276)	■	■		■	■	■	■	■
Siam F (208)	■	■		■	■	■	■	■
Smoky Mauve F (265)	■	■		■	■	■	■	■
Smoked Topaz F (220)	■	■		■	■	■	■	■
Vintage Rose F (263)	■	■		■	■	■	■	■
Opal Colors								
Yellow Opal F (231)	■	■		■	■	■	■	■
Crystal Effects								
Transparent Effects								
Crystal AB F (001 AB)	■	■		■	■	■	■	■
Crystal Blue Shade F (001 BLSH)	■	■		■	■	■	■	■
Crystal Golden Shadow F (001 GSHA)	■	■		■	■	■	■	■
Crystal Luminous Green F (001 LUMG)	■	■		■	■	■	■	■
Crystal Silver Night F (001 SINI)	■	■		■	■	■	■	■
Crystal Silver Shade F (001 SSHA)	■	■		■	■	■	■	■
Metallic Effects								
Crystal Iridescent Green F (001 IRIG)	■	■		■	■	■	■	■
Crystal Light Chrome F (001 LTCH)	■	■		■	■	■	■	■
Crystal Metallic Sunshine F (001 METSH)	■	■		■	■	■	■	■
Crystal Rose Gold F (001 ROGL)	■	■		■	■	■	■	■
Crystal Scarabaeus Green*** F (001 SCGR)	■	■		■	■	■	■	■

*** designed by Jean Paul Gaultier

[1] Art. 55 001 is not available with net-edge. When ordering one row with net-edge, art. 55 000 should be used.

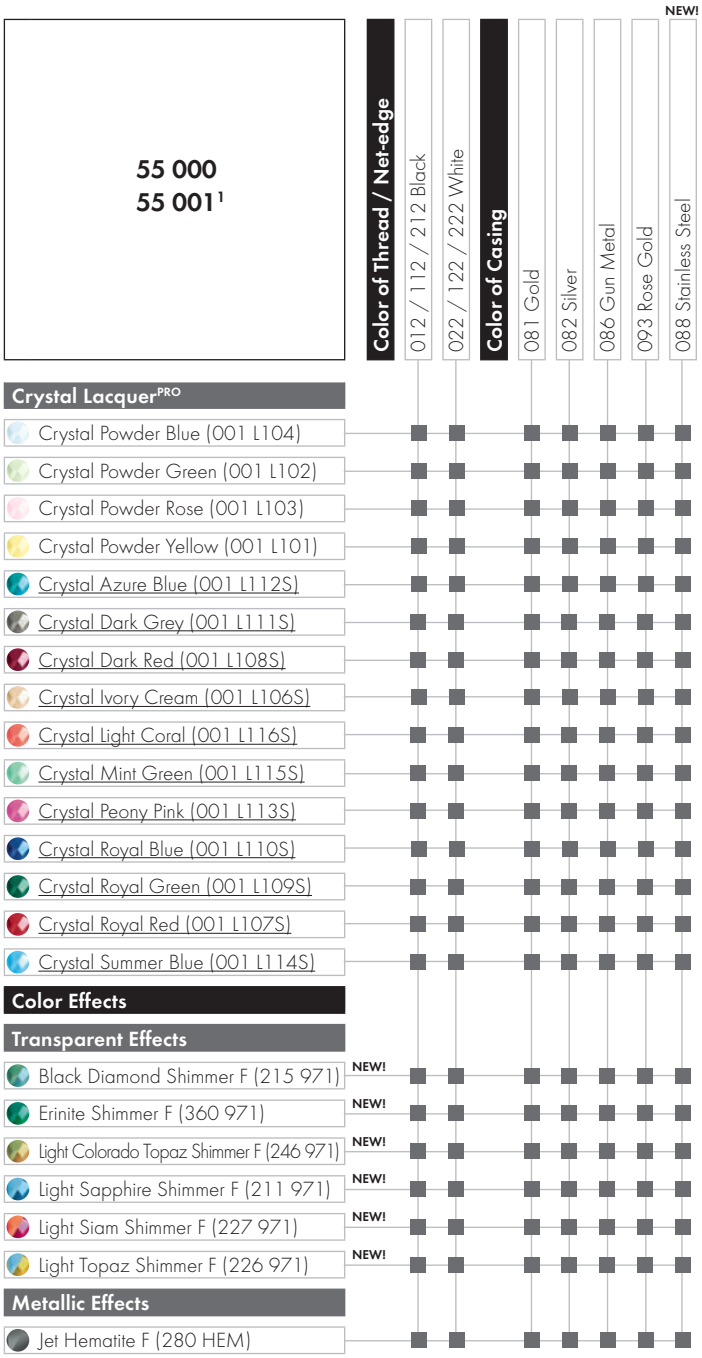

[1] Art. 55 001 is not available with net-edge. When ordering one row with net-edge, art. 55 000 should be used.

55 300



R	001-024	
SS	SS 16	
M	05 M	**100%**

55 301*

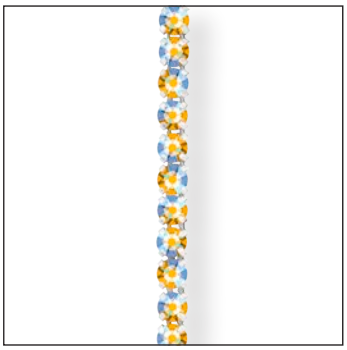

R	001	
SS	SS 16	
M	05 M	**100%**

55 300
55 301*

Colors	Color of Thread / Net-edge: 012 / 112 / 212 Black	022 / 122 / 222 White	Color of Casing: 081 Gold	082 Silver	086 Gun Metal	093 Rose Gold
Plain Colors						
Scarlet F (276) NEW!	■	■	■	■	■	■
Color Effects						
Transparent Effects						
Black Diamond Shimmer F (215 971) NEW!	■	■	■	■	■	■
Erinite Shimmer F (360 971) NEW!	■	■	■	■	■	■
Light Colorado Topaz Shimmer F (246 971) NEW!	■	■	■	■	■	■
Light Sapphire Shimmer F (211 971) NEW!	■	■	■	■	■	■
Light Siam Shimmer F (227 971) NEW!	■	■	■	■	■	■
Light Topaz Shimmer F (226 971) NEW!	■	■	■	■	■	■

* Art. 55 301 is not available with net-edge. When ordering one row with net-edge, art. 55 300 should be used.

55 500



R	001-024	
SS	SS 12	
M	10 M	**100%**

55 501*

R	001	
SS	SS 12	
M	10 M	**100%**

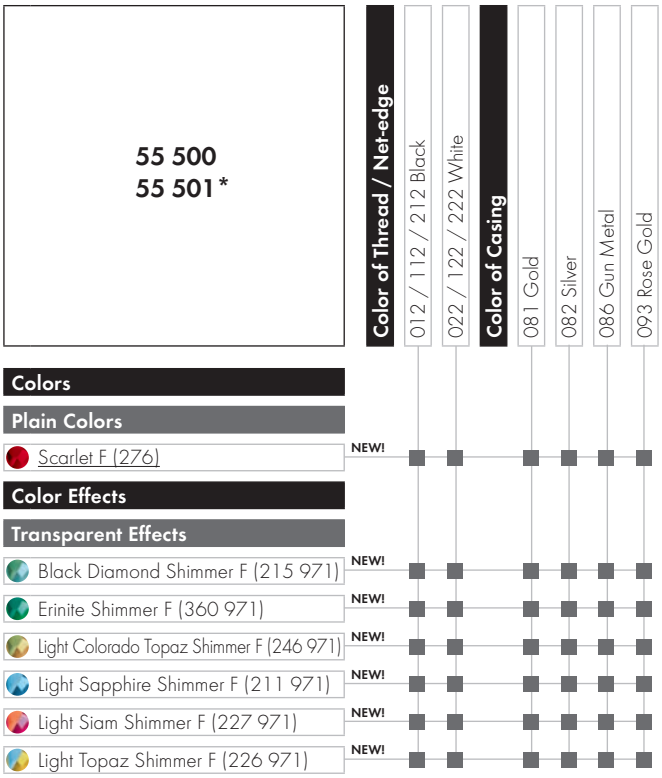

* Art. 55 501 is not available with net-edge. When ordering one row with net-edge, art. 55 500 is to be used.

METAL COMPONENTS – RIVETS

53 001 Rivets

SS SS 29

M	500 PCS	**100%**

53 005 Rivets

SS SS 34

M	500 PCS	**100%**

53 006 Rivets

SS SS 39

M	300 PCS	**100%**

53 008 Rivets

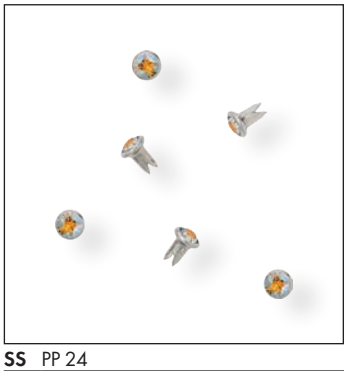

SS PP 24

M	500 PCS	**100%**

53 001 [1]
53 005 [1]
53 006 [1]
53 008 [1/2]

Color of Casing	081 Gold	082 Silver	086 Gun Metal	088 Stainless Steel	093 Rose Gold
Colors					
Plain Colors					
Scarlet F (276) NEW!	■	■	■	■	■
Color Effects					
Transparent Effects					
Black Diamond Shimmer F (215 971)[3] NEW!	■	■	■	■	■
Erinite Shimmer F (360 971)[3] NEW!	■	■	■	■	■
Light Colorado Topaz Shimmer F (246 971)[3] NEW!	■	■	■	■	■
Light Sapphire Shimmer F (211 971)[3] NEW!	■	■	■	■	■
Light Siam Shimmer F (227 971)[3] NEW!	■	■	■	■	■
Light Topaz Shimmer F (226 971)[3] NEW!	■	■	■	■	■

[1] For respective Back Parts please refer to the chapter "Metal Trimmings" (page 676) in Crystal Collection 2016

[2] Art. 53 008 is only available in stainless steel.

[3] Not available for art. 53 005.

METAL COMPONENTS – RIVET FLAT SHAFT

53 003 Rivet Flat Shaft

SS SS 29

M	500 PCS	**100%**

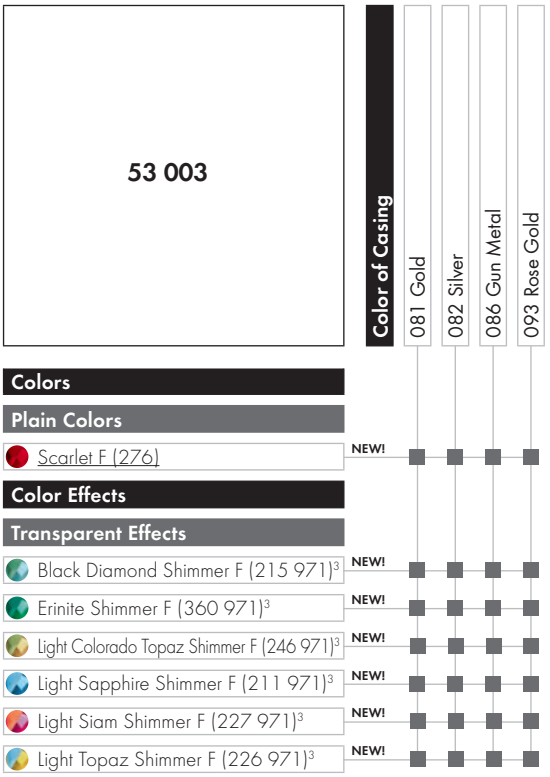

METAL COMPONENTS – ROSES MONTÉES

53 100 Rose Montées



SS SS 12

M	1,440 PCS	**100%**

53 102 Rose Montées

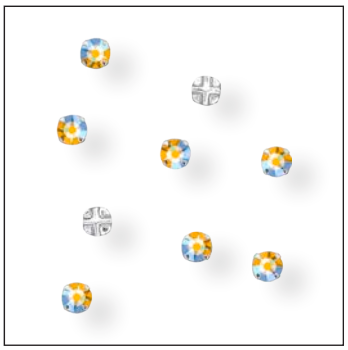

SS SS 16

M	1,440 PCS	**100%**

53 103 Rose Montées

SS SS 30

M	720 PCS	**100%**

53 100
53 102
53 103

Color of Casing	082 Silver	086 Gun Metal	093 Rose Gold
Colors			
Plain Colors			
Scarlet F (276) NEW!	■	■	■
Color Effects			
Transparent Effects			
Black Diamond Shimmer F (215 971) NEW!	■	■	■
Erinite Shimmer F (360 971) NEW!	■	■	■
Light Colorado Topaz Shimmer F (246 971) NEW!	■	■	■
Light Sapphire Shimmer F (211 971) NEW!	■	■	■
Light Siam Shimmer F (227 971) NEW!	■	■	■
Light Topaz Shimmer F (226 971) NEW!	■	■	■

METAL COMPONENTS – ROSE PINS

53 301 Rose Pins



SS SS 10
M 1,440 PCS **100%**

53 302 Rose Pins



SS SS 16
M 1,440 PCS **100%**

53 303 Rose Pins

SS SS 20
M 720 PCS **100%**

53 304 Rose Pins



SS SS 34
M 288 PCS **100%**

53 301
53 302
53 303
53 304

Color of Casing
088 Stainless Steel

Colors

Plain Colors
- Scarlet F (276) NEW!

Color Effects

Transparent Effects
- Black Diamond Shimmer F (215 971) NEW!
- Erinite Shimmer F (360 971) NEW!
- Light Colorado Topaz Shimmer F (246 971) NEW!
- Light Sapphire Shimmer F (211 971) NEW!
- Light Siam Shimmer F (227 971) NEW!
- Light Topaz Shimmer F (226 971) NEW!

CRYSTAL MESH

CRYSTAL MESH STANDARD

40 000



SH	100	
S	~500x200	
SS	PP 21	
M	1 SH	**100%**

40 001



R	002-033	
SS	PP 21	
M	10 M	**100%**

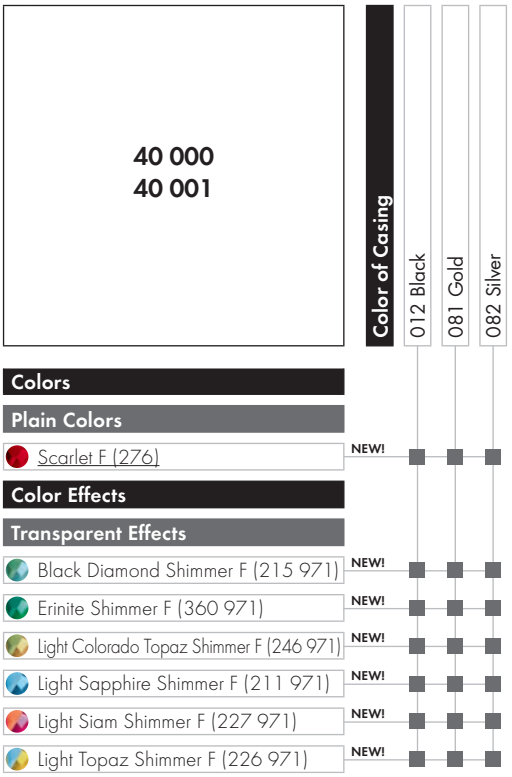

CRYSTAL FINE MESH

40 600



SH	100	
S	~500x200	
SS	PP 9	
M	1 SH	**100%**

40 601



R	003–033	
SS	PP 9	
M	10 M	**100%**

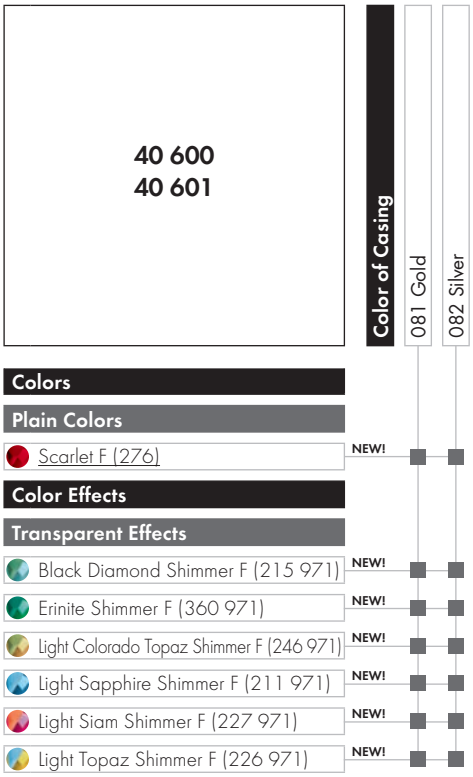

CUPCHAINS

27 004 Round Cupchain

Color/Plating	Size	P11 00 C	P14 00 C	P18 00 C	P24 00 C
Scarlet F (276) /Z	NEW!	■	■	■	■
Scarlet F (276) /3	NEW!	■	■	■	■
Scarlet F (276) /H	NEW!	■	■	■	■

27 004 Round Cupchain

Color/Plating	Size	P11 00 C	P14 00 C	P18 00 C	P24 00 C
Black Diamond Shimmer F (215 971) /Z	NEW!	■	■	■	■
Black Diamond Shimmer F (215 971) /3	NEW!	■	■	■	■
Black Diamond Shimmer F (215 971) /H	NEW!	■	■	■	■